

Diploma, Associate Degree, and Certificate Student Outcomes Summary of Survey Results: 2019 to 2023

Applied filters:
CPCVCC Pharmacy Technician;

Cohort Respondents 98
Response Rate 57%
58%

Description of Survey Respondents

Demographics

Gender

Age at the Time of the Survey

Aboriginal Identity

2%

Based on domestic students only.


Median Age

27

Further Education

4%

Further Studies Related to Program



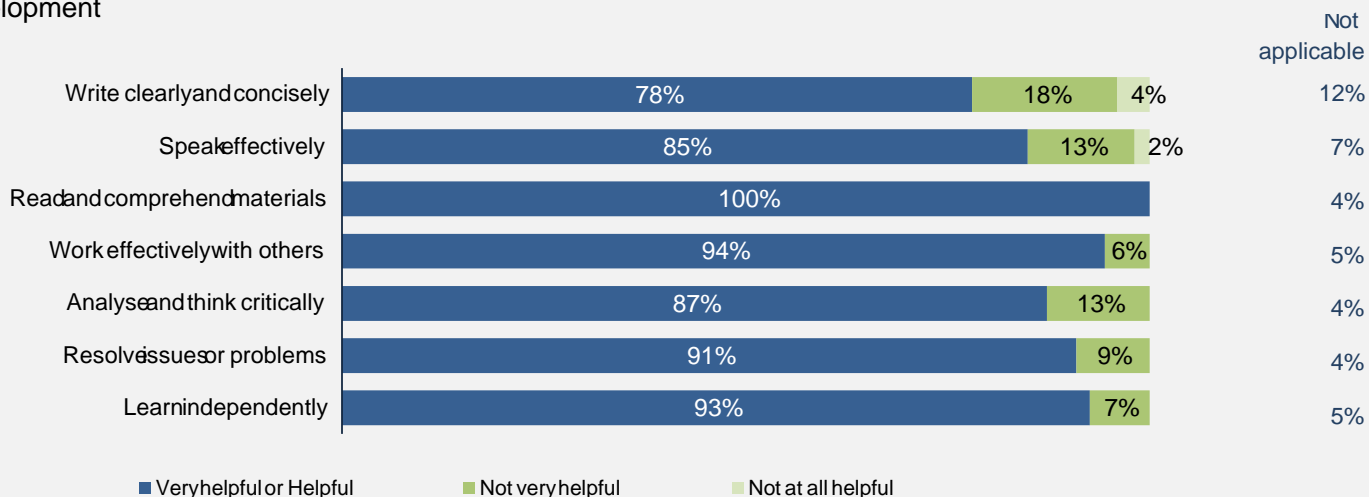
Applied filters:
 CPCVCC Pharmacy Technician;

Cohort	98
Respondents	57
Response Rate	58%

Skill Development and Post-Secondary Experience

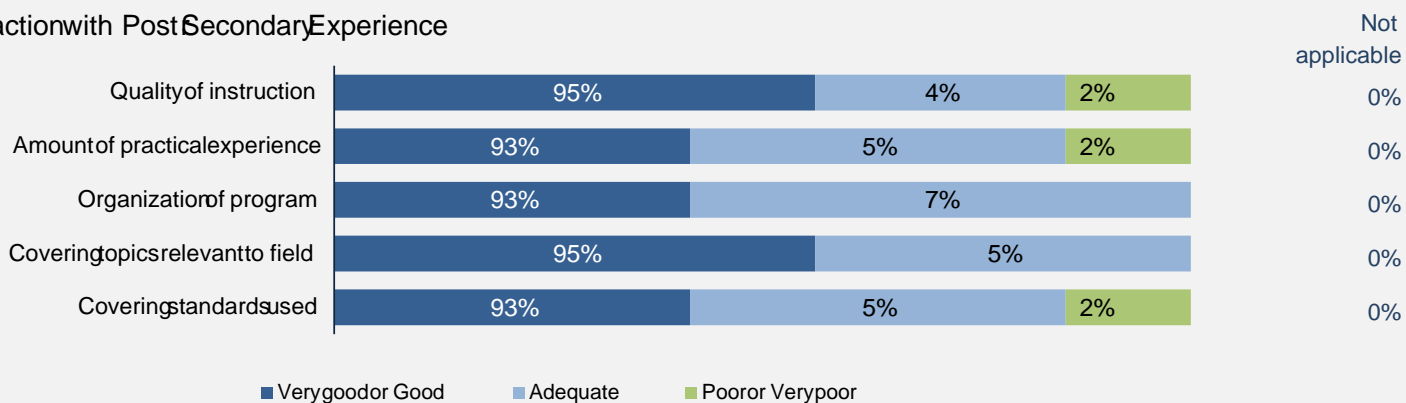
95% said they were very satisfied or satisfied with the education they received.

Skill Development



Percentages are based on those who gave a valid rating, excluding those who said Not applicable.

Satisfaction with Post-Secondary Experience



Percentages are based on those who gave a valid rating, excluding those who said Not applicable.