

Diploma, Associate Degree or Certificate Student Outcomes

Summary of Survey Results: 2019 to 2023

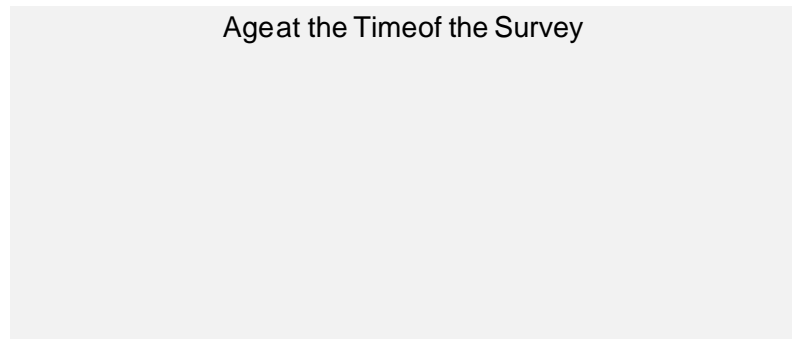
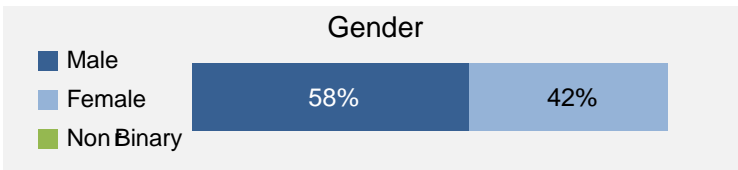
Applied filters:

CPCVCC Management Skills for Supervisors;

Cohort Respondents 19
 Response Rate 63%

Description of Survey Respondents

Demographics



Aboriginal Identity
 Based

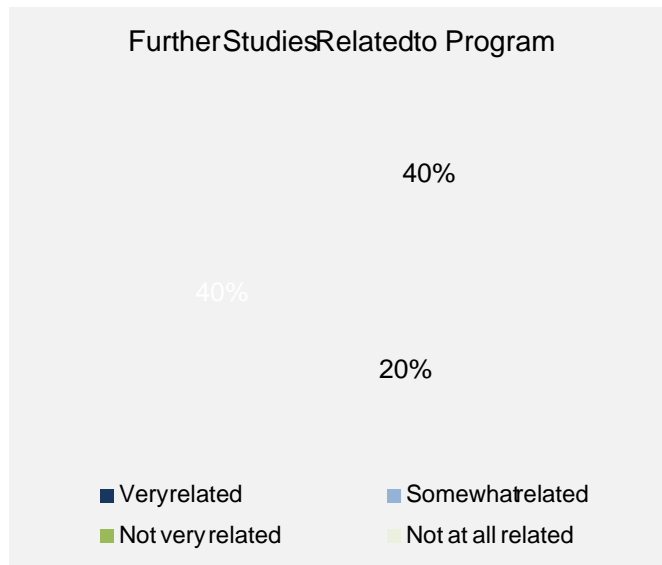
Median Age
46

Further Education

42%
 took further studies after graduating from their program
 n = 5

75%
 of those who had taken further studies said their program prepared them well


17%
 of respondents were currently studying



Of those who took further studies at a different institution:
50%
 expected transfer credit
 n = 1

Of those who expected transfer credit:
0%
 Received transfer credit

0%
 were very satisfied or satisfied with their transfer experience



8%
 English as a Second Language
8%

Credentials are based on those who had taken previous post secondary education. Respondents could report more than one type of credential prior to their studies.


Diploma, Associate Degree, and Certificate Student Outcomes Summary of Survey Results: 2019 to 2023

Applied filters:

CPCVCC Management Skills for Supervisors;

Cohort	19
Respondents	12
Response Rate	63%

Skill Development and Post-Secondary Experience



Percentages are based on those who gave a valid rating, excluding those who

