

Diploma, Associate Degree and Certificate Student Outcomes

Summary of Survey Results: 2019 to 2023

Applied filters:

CPCVCC Business and Technical Writing;

Cohort	24
Respondents	15
Response Rate	63%

Description of Survey Respondents

Demographics

Gender

Age at the Time of the Survey

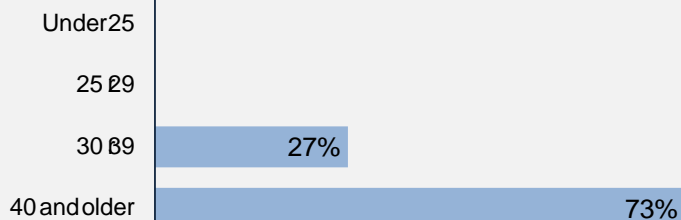
Aboriginal Identity

0%

Based on domestic students only.

Median Age

47



Further Education

40%

took further studies after graduating from their program

n = 6

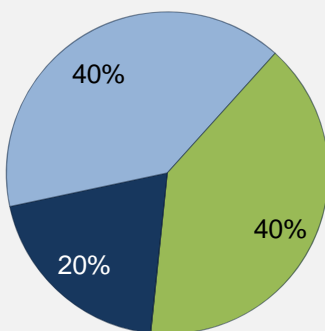
67%

of those who had taken further studies said their program prepared them well

27%

of respondents were currently studying

Further Studies Related to Program



Very related Somewhat related
Not very related Not at all related

Of those who took further studies at a different institution:

0%

expected transfer credit
n = 0

Of those who expected transfer credit:

0

Received transfer credit

0

were very satisfied or satisfied with their transfer experience

Past Education

67%

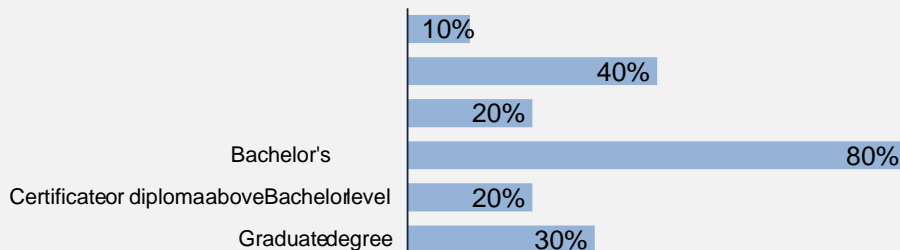
of respondents had taken previous post secondary education

n = 10

Respondents were asked if they took ABE or ESL courses during or prior to their studies

Adult Basic Education

0%



Credentials are based on those who had taken previous post secondary education. Respondents could report more than one type of post secondary credential.

0%

Diploma, Associate Degree, and Certificate Student Outcomes

Summary of Survey Results: 2019 to 2023

Applied filters:

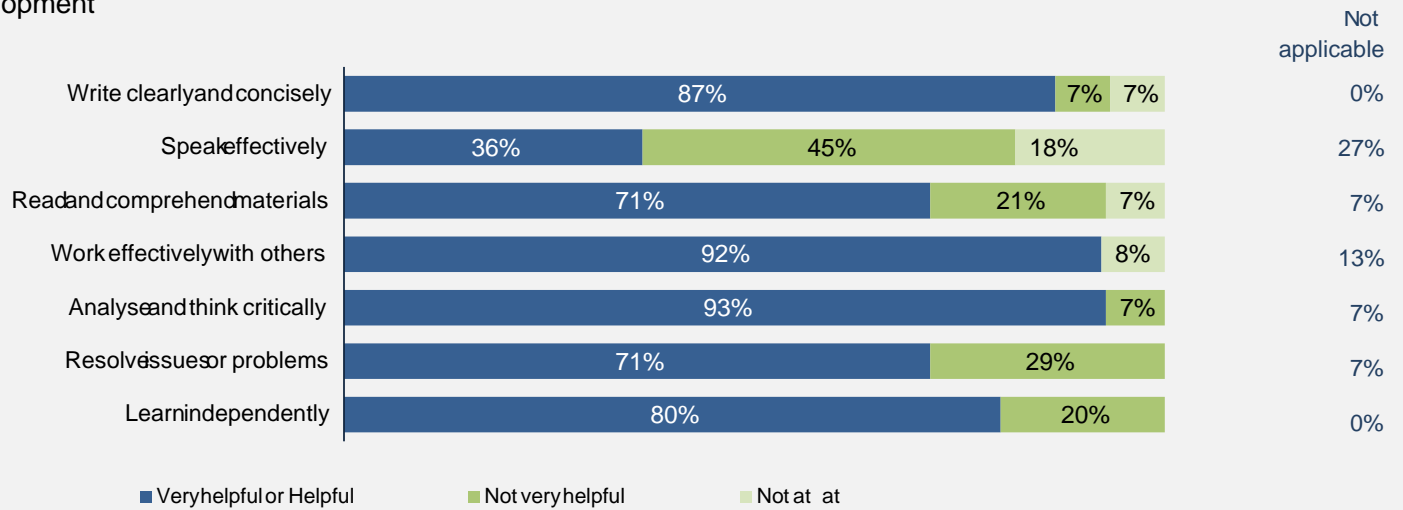
CPCVCC Business and Technical Writing;

Cohort	24
Respondents	15
Response Rate	63%

Skill Development and Post-Secondary Experience

80% said they were very satisfied or satisfied with the education they received.

Skill Development



Percentages are based on those who gave a valid rating, excluding those who said Not applicable.

Satisfaction with Post-Secondary Experience

Not applicable
0%
7%
0%
0%
7%

Percentages are based on those who gave a valid rating, excluding those who said Not applicable.